



DANMAP Seminar 2024

Hvordan bruges DANMAP i virkelighedens verden?
How is DANMAP used in the real world?

Poll results

Hvordan bruger du rapporten?/How do you use the report?

68

For clinical guidelines

8.82% (6)

For policy making

33.82% (23)

For benchmarking

2.94% (2)

For a general update on AMR/AMU levels

88.24% (60)

Other

19.12% (13)

Læser du den trykte rapport?/Do you read the printed report?

69

Yes, the main report



Yes, the summary report



No, I read online



No



Er der noget, du gerne vil have mere af?/ What would you like more off?

66

Figures



Dashboards



Tables



Raw data



Hvad hæfter du dig særligt ved i rapporten?/Which findings do you find particularly interesting?

59

Changes in AMU/AMR compared to previous year



5-year/10-year trends in AMU/AMR



Inclusion of more epi data



Phenotype-genotype concordance



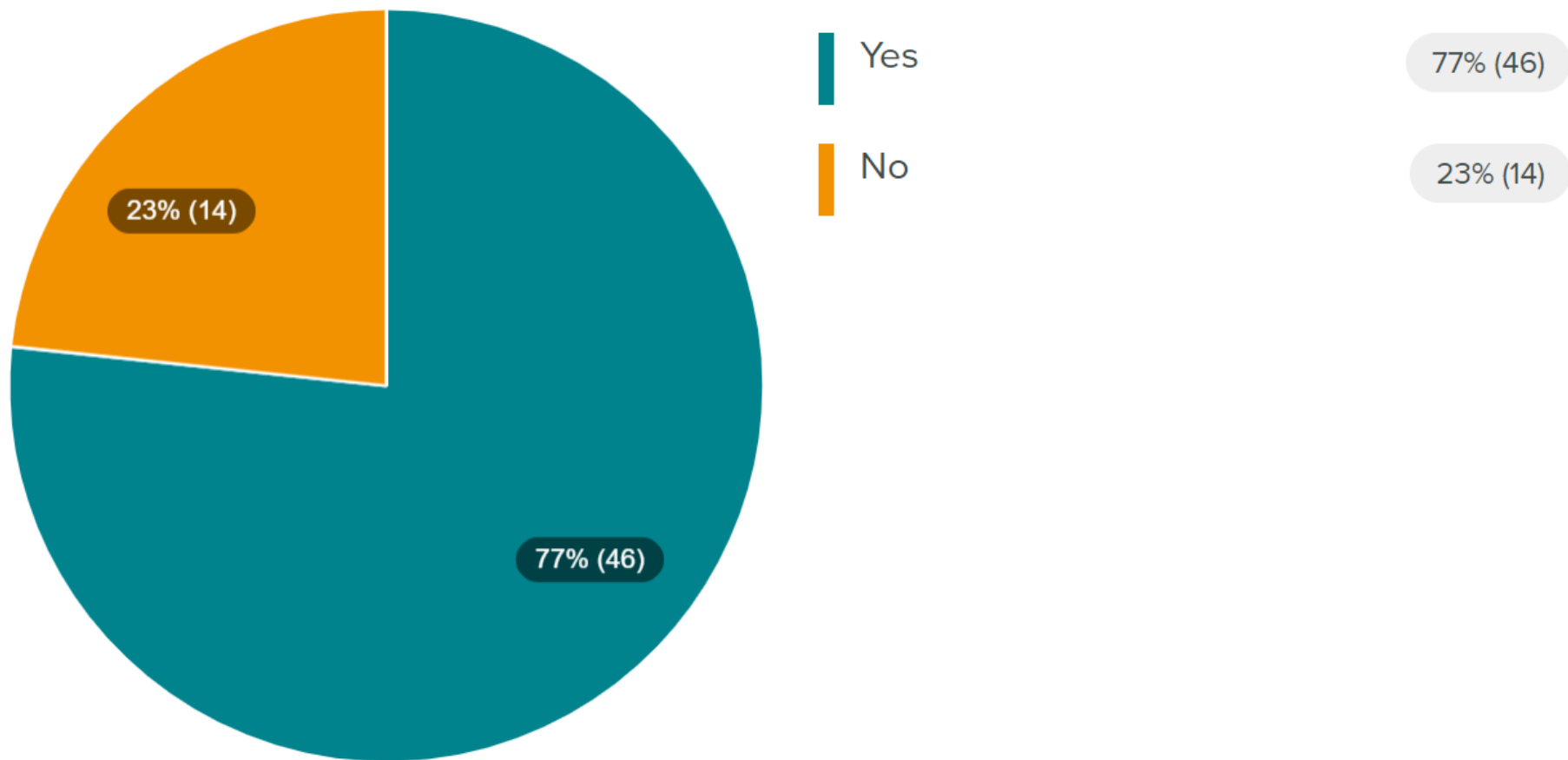
Regional variations in AMU/AMR



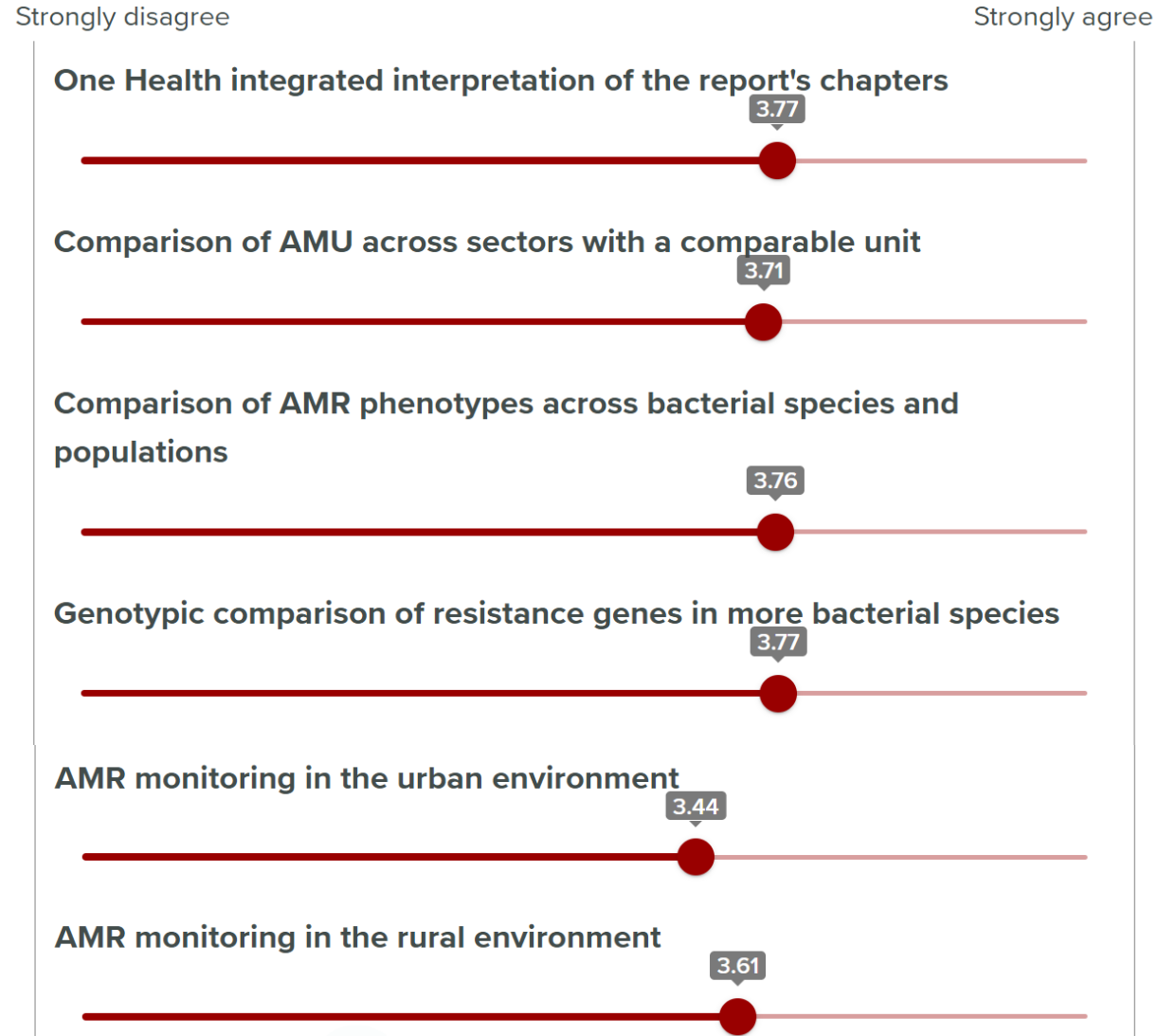
Seasonal variations in AMU/AMR



Læser du One Health-kapitlet i DANMAP-rapporten?/Do you read the One Health chapter in the DANMAP report? 60

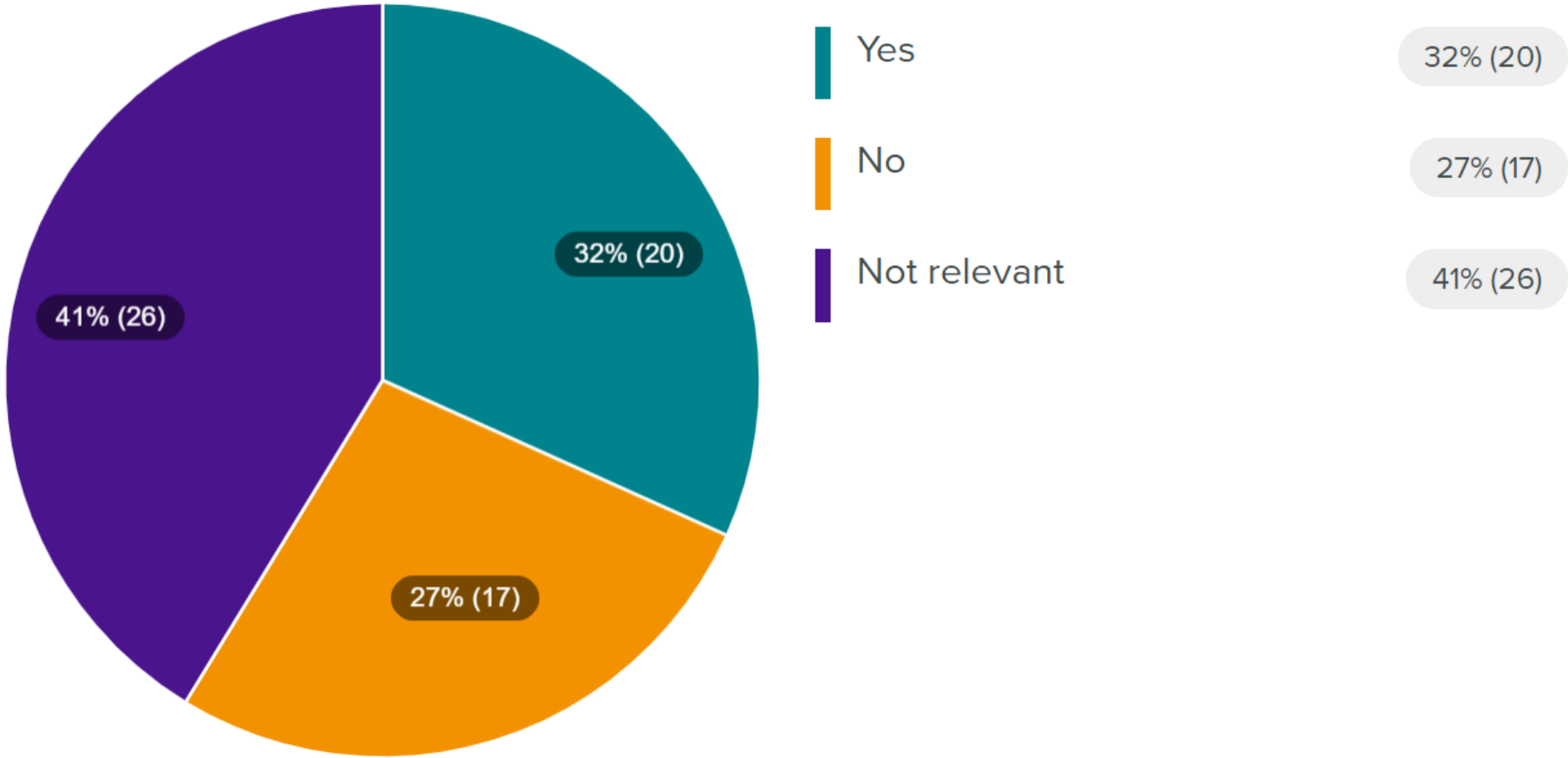


Er det ønskeligt at inkludere flere af følgende i DANMAP's analyser?/Is it desirable to include more of the following into the DANMAP analyses/report?



Er du involveret nok i DANMAP?/Are you involved enough in DANMAP?

63



Hvordan vil du gerne være involveret i DANMAP-overvågning?/How would you like to be involved in DANMAP surveillance?

43

Brainstorming on the content

55.81% (24)

Develop the program for new areas

39.53% (17)

Discuss methods

16.28% (7)

Evaluation and interpretation

44.19% (19)

Hvad mener du er det vigtigste resultat af DANMAP?/What do you think is the most important achievement of DANMAP?

